The Leadership Circle™

LOW BALANCE 10 20 30 40 50 60 70 80 90 HIGH BALANCE

RELATIONSHIP-TASK BALANCE

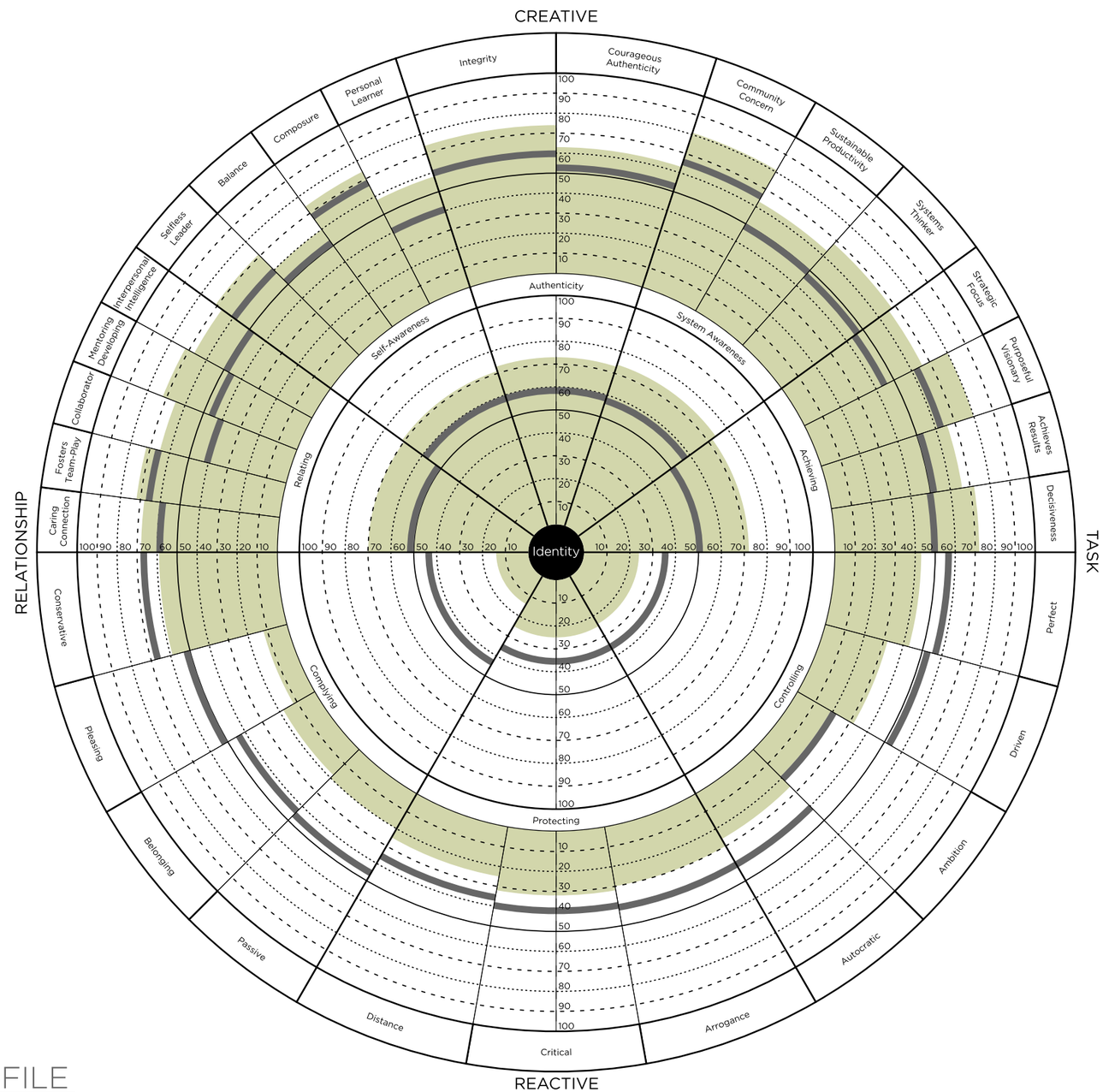


CREATIVE

90 80 70 60 50 40 30 20 10

REACTIVE-CREATIVE SCALE

REACTIVE

HIGH

90 80 70 60 50 40 30 20 10

LEADERSHIP POTENTIAL UTILIZATION

LOW

LEADERSHIP EFFECTIVENESS

LOW 10 20 30 40 50 60 70 80 90 HIGH

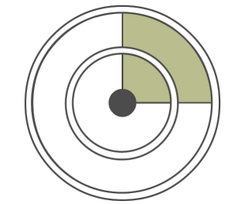

CIRCLE WITHIN A CIRCLE:

The inner circle profiles a percentile summary score for all dimensions in that section of the outer circle.

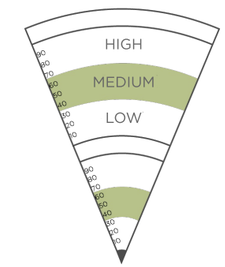


PERCENTILE SCORES:

**High**
Scores from the 66th to the 100th percentile are strong scores.

**Medium:**
Scores between the 66th and the 33rd percentile show a mix of strength and areas of improvement.

**Low:**
Scores below 33rd percentile are low scores.

Others' Assessment

Self Assessment

# LEADERSHIP CIRCLE PROFILE

## LCP Sample Group Report

2020-05-22